
























The SoCalREN Public Agency Programs were created on the belief that public agencies can be powerful agents of change. Energy conservation at the local level gives communities direct, tangible benefits in the form of freed-up public resources. Take a look at what agencies enrolled in the SoCalREN Public Agency Programs accomplished together as a Network, and thanks again for joining us and making an impact.

Ventura County Leaderboard

Agency	% of Annual Energy Savings by County	Total Annual Cost Savings	Incentives Reserved	Projects	Legend
 1 Conejo Valley Unified	34%			 x3  x6	 City Hall/Civic Center  Exterior Lighting  Parks  Water/Pumping  Miscellaneous  \$100,000
 2 City of Simi Valley	20%			 x1  x1  x3	
 3 Ventura Unified	11%			 x2  x1  x5	

Additional SoCalREN member agencies: Bridges Charter School District, City of Camarillo, Conejo Recreation and Parks District, Moorpark Unified, Ocean View School District (VC), City of Oxnard, Oxnard Union High, Pleasant Valley School District, Port of Hueneme, Rio School District, City of Santa Paula, City of Thousand Oaks, and City of Ventura.

Overall Program Impacts* on Communities Served


#
137
Agencies enrolled


976
Job opportunities

\$
\$7.6M
Annual energy cost savings


\$33.9M
Financing obtained


70M+
Annual kWh savings


109k
Annual therm savings


2,071M
Gallons of water to date


3,400
Cars off the road to date

* Overall Program impacts determined based on energy savings and assumed benefits per kWh/therm reduced

Below is a personalized status update for the City of Simi Valley. Since the enrollment of Simi Valley in January 2014, the SoCalREN Public Agency Programs have worked with Simi Valley to improve its energy efficiency and save money.

Opportunities for Success



Status	Lighting	Pumping / Process Optimization	Street Lighting	Cost Savings*	Energy Savings*	Incentives	GHG Reduction
In Progress	-	3	-	\$144,012	1,504,817 kWh	\$182,295	1,064 Metric Tons CO2
Closing Out	1	-	-	\$183,916	177,532 kWh	\$44,902	126 Metric Tons CO2
Completed	-	-	2	\$129,874	1,303,451 kWh	\$682,597	922 Metric Tons CO2
Total	1	3	2	\$457,802	2,985,800 kWh	\$909,794	2,111 Metric Tons CO2

*Cost and energy savings are potential, based on each project's incentives estimates, completed audit or the SoCalREN Public Agency Programs project scoping tool

Key In Progress Project Milestones

Key Milestones	Compressed Air Mixing	Enhanced Aeration Controls	High-Efficiency Digester	Various Lighting
Energy Cost Savings	\$69,482	\$28,209	\$46,321	\$183,916
kWh Savings	683,616 kWh	346,814 kWh	474,387 kWh	177,532 kWh
GHG Reduction	483 Metric Tons CO2	245 Metric Tons CO2	335 Metric Tons CO2	126 Metric Tons CO2
Energy Audit	Complete	Complete	Complete	Complete
Incentives & Funding Reserved	March 2020	March 2020	Complete	Complete
Design & Proposal	June 2020	June 2020	June 2020	Complete
Construction Start	July 2020	Q1 2021	Dec 2020	Complete
Construction End	Dec 2020	2021	June 2020	Complete
Incentives & Funding Received	2021	2021	2021	Q2 2020