














The SoCalREN Public Agency Programs were created on the belief that public agencies can be powerful agents of change. Energy conservation at the local level gives communities direct, tangible benefits in the form of freed-up public resources. Take a look at what agencies enrolled in the SoCalREN Public Agency Programs accomplished together as a Network, and thanks again for joining us and making an impact.

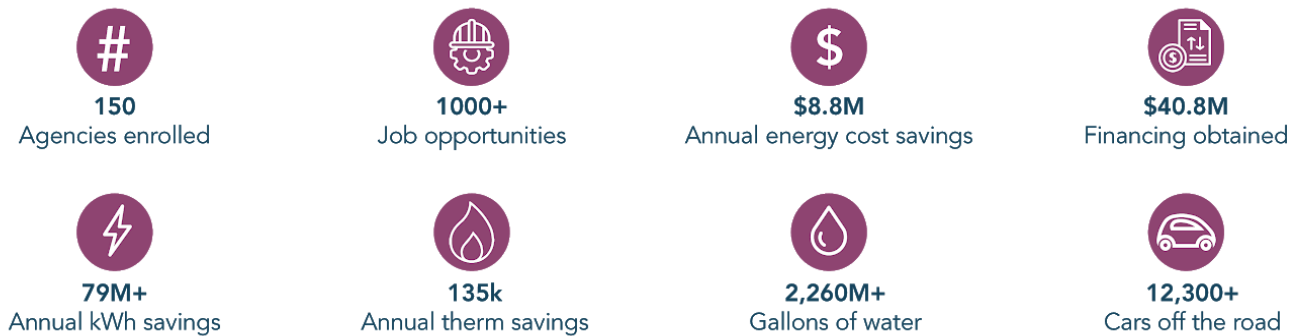
### Water/Wastewater Agency Leaderboard

Agency	% of Annual Energy Savings Since Enrollment	Total Annual Cost Savings	Incentives Reserved	Projects	Legend
 <b>1</b> United Water Conservation District	<b>28.2%</b>	\$\$\$	\$\$\$	 x1  x5  x1	<b>Legend</b>  Exterior Lighting  Water/Pumping  Wastewater  Other  \$100,000
 <b>2</b> Cucamonga Valley Water District	<b>13.7%</b>	\$\$\$\$\$	\$\$\$\$\$	 x13	
 <b>3</b> Carpinteria Sanitary District	<b>12.6%</b>	(\$)	(\$)	 x1	

Additional SoCalREN member agencies: Channel Islands Beach Community Services District, Coachella Valley Water District, Eastern Municipal Water District, Foothill Municipal Water District, Goleta Sanitary District, Idyllwild Water District, Inland Empire Utilities Agency, Jurupa Community Services District, Las Virgenes Municipal Water District, Ojai Valley Sanitary District, Orange County Sanitation District, Pleasant Valley County Water District, Running Springs Water District, South Orange County Wastewater Authority, Tulare Irrigation District, Western Municipal Water District, Western Riverside County Regional Wastewater Authority and Yucaipa Valley Water District.

Note: % of Annual Energy Savings Since Enrollment includes projects that are completed and committed based on audits completed.

### Overall Impacts on Communities Served



Note: overall impacts determined based on energy savings and assumed benefits per kWh/therm reduced.

Below is a personalized status update for Lake Arrowhead Community Services District. Since the enrollment of Lake Arrowhead Community Services District, SoCalREN Public Agency Programs have worked with the Lake Arrowhead Community Services District to improve its energy efficiency and save money.

### Opportunities for Success



Status	Mechanical	Cost Savings*	Energy Savings*	Incentives	Financing
In Progress	1	\$107,897 Annual	1,026,841 kWh 123 kW Annual	TBD	TBD
Completed	-	-	-	-	-

\*Cost and energy savings are potential, based on each project's incentives estimates, completed audit or the SoCalREN Public Agency Programs project scoping tool

### Key Project Milestones

Key Milestones	Grass Valley WWTP Process Optimization
Energy Cost Savings	\$107,897
Comparative Energy Analysis	<i>Done!</i>
Energy Audit	<i>Done!</i>
Incentives & Funding Reserved	March 2021
Design & Proposal	June 2021
Council/Board Approval	<i>TBD</i>
Construction Start	<i>TBD</i>
Construction End	<i>TBD</i>
Incentives & Funding Received	<i>TBD</i>