


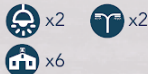














The SoCalREN Public Agency Programs were created on the belief that public agencies can be powerful agents of change. Energy conservation at the local level gives communities direct, tangible benefits in the form of freed-up public resources. Take a look at what agencies enrolled in the SoCalREN Public Agency Programs accomplished together as a Network, and thanks again for joining us and making an impact.

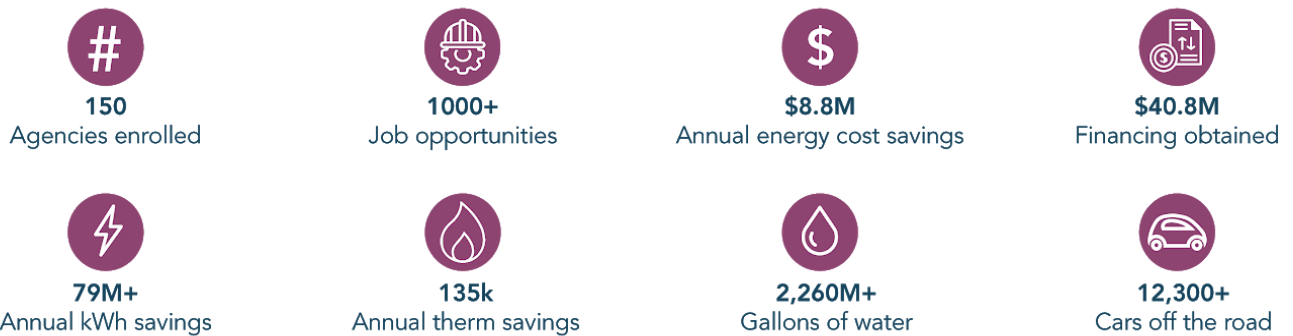
Ventura County Leaderboard

Agency	% of Annual Energy Savings Since Enrollment	Total Annual Cost Savings	Incentives Reserved	Projects	Legend
 1 Conejo Valley Unified	31.1%				Legend  Exterior Lighting  Street Lighting  School/Library  \$100,000
 2 Oxnard Union High	17.5%				
 3 Port of Hueneme	16.1%				

Additional SoCalREN member agencies: Bridges Charter School District, City of Camarillo, Channel Islands Beach Community Services District, Conejo Recreation and Parks District, Moorpark Unified, Ocean View School District, Ojai Valley Sanitary District, City of Oxnard, Pleasant Valley County Water District, Pleasant Valley School District, Rio School District, City of Santa Paula, City of Simi Valley, City of Thousand Oaks, United Water Conservation District, City of Ventura, Ventura County, and Ventura Unified.

Note: % of Annual Energy Savings Since Enrollment includes projects that are completed and committed based on audits completed.

Overall Impacts on Communities Served



Note: overall impacts determined based on energy savings and assumed benefits per kWh/therm reduced.

Below is a personalized status update for the City of Oxnard. Since the enrollment of Oxnard in October, 2013, SoCalREN Public Agency Programs have worked with the City to improve its energy efficiency and save money.

Opportunities for Success



Status	Process Optimization	Mechanical	Benchmarking Call to Action	Cost Savings*	Energy Savings*	Incentives	Financing
Planned	-	-	1 Project 1 Facility	TBD	TBD	TBD	EPA Grant
In Progress	2 Projects 1 Facility	1 Project 1 Facility	-	\$229,980 + TBD (MC)		4 Apps \$515,893 + TBD (MC)	Internal Funds

**Cost and energy savings are potential, based on each project's incentives estimates, completed audit or the SoCalREN Public Agency Programs project scoping tool*

Key Project Milestones

Key Milestones	Wastewater Treatment Plant Gravity Valve Replacement & Diffuser Upgrade	Wastewater Treatment Plant Bio-tower Decommissioning & CEPT	Wastewater Treatment Plant Generator	Wastewater Treatment Plant Co-digestion
Energy Cost Savings	\$76,770	\$153,210	TBD	N/A
Comparative Energy Analysis	<i>Done!</i>	<i>Done!</i>	<i>Done!</i>	
Energy Audit	<i>Done!</i>	<i>Done!</i>	<i>Done!</i>	
Incentives & Funding Reserved	Nov 2020	Jan 2021	TBD	
Design & Proposal	Feb 2021	Apr 2021	TBD	
Council/Board Approval	May 2021	Jul 2021	TBD	
Construction Start	Sep 2021	Oct 2021	TBD	
Construction End	Aug 2022	Jan 2022	TBD	
Incentives & Funding Received	Nov 2022	Apr 2022	TBD	