


































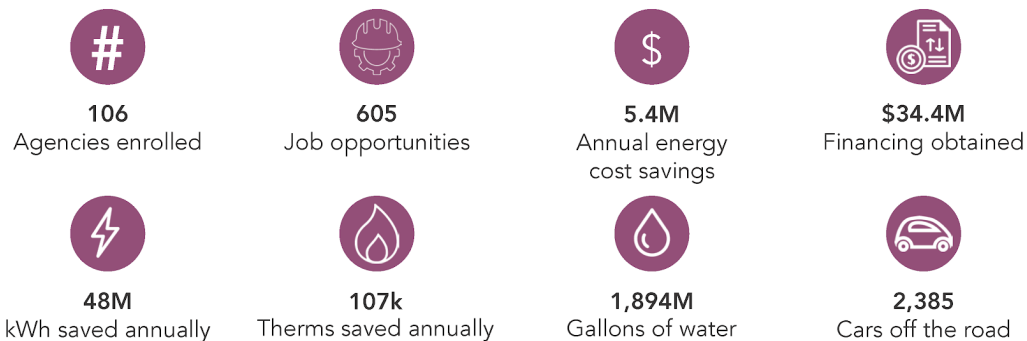
The SoCalREN Public Agency Program was created on the belief that public agencies can be powerful agents of change. Energy conservation at the local level gives communities direct, tangible benefits in the form of freed-up public resources. Take a look at what agencies enrolled in the SoCalREN Public Agency Program have been able to accomplish together, as a Network, and thanks again for joining us and making an impact.

Los Angeles County Leaderboard

Agency	% of Energy Savings by County	Total Annual Cost Savings	Incentives Earned	Projects	Legend
 1 City of Long Beach	40%	 \$	    	     	<p>Legend</p> <ul style="list-style-type: none">  Public services  Parks  City Hall/Civic center  Streetlighting  Exterior lighting  Miscellaneous  \$500,000  \$100,000
 2 City of Santa Monica	12%	\$\$\$\$		      x9	
 3 County of Los Angeles Department of Park and Recreation	11%	\$\$\$\$	\$\$\$\$	   x21	

Additional SoCalREN member agencies: City of Alhambra, Alhambra Unified School District, City of Arcadia, City of Avalon, City of Beverly Hills, City of Claremont, City of Covina, City of Culver City, City of Downey, City of Duarte, City of La Puente, City of Los Angeles, City of Lynwood, City of Malibu, City of Maywood, City of Monrovia, City of Monterey Park, City of Norwalk, City of Palmdale, City of Pomona, City of Signal Hill, City of South Pasadena, City of Temple City, City of West Covina, City of West Hollywood, City of Whittier

Program Impacts on Communities Served



* Program impacts determined based on energy savings and assumed benefits per kWh/therm reduced

This report was created by the SoCalREN Public Agency Program and is for internal use only. Data as of 3/31/18. This Program is administered by the County of Los Angeles and funded by California utility ratepayers under the auspices of the California Public Utilities Commission.

Below is a personalized status update for Monterey Park. Since the enrollment of Monterey Park in February 2017, the SoCalREN Public Agency Program has worked with the City to improve its energy efficiency and save money.

Opportunities for Success



Status	Lighting	Mechanical	Street Lighting	Estimated Cost Savings*	Estimated Energy Savings*	Incentives	Financing
Planned	-	-	1 Project	\$126,500 Annual	1,150,000 kWh Annual	-	-
In Progress	-	-	-	-	-	-	-
Completed	-	-	-	-	-	-	-
Total	-	-	1 Project	\$126,500 Annual	1,150,000 kWh Annual	-	-

*Cost and energy savings are potential, based on each project's incentives estimates, completed audit or the SoCalREN Public Agency Program project scoping tool

Key Project Milestones

Key Milestones	Monterey Park Street Lighting
Estimated Energy Cost Savings	\$126,500
Energy Audit	Done!
Incentives & Funding Reserved	August 2018
Design & Proposal	August 2018
Council/Board Approval	September 2018
Construction Start	December 2018
Construction End	December 2018
Incentives & Funding Received	August 2019