










The SoCalREN Public Agency Program was created on the belief that public agencies can be powerful agents of change. Energy conservation at the local level gives communities direct, tangible benefits in the form of freed-up public resources. Take a look at what agencies enrolled in the SoCalREN Public Agency Program have been able to accomplish together, as a Network, and thanks again for joining us and making an impact.

Orange County Leaderboard









Agency	% of Energy Savings by County	Total Annual Cost Savings	Incentives Earned	Projects
 1 City of Huntington Beach	30%	\$		
 2 City of Newport Beach	12%	\$		
 3 Orange County	11%	\$\$\$		

Legend

-  Public services
-  City Hall/Civic center
-  Parks
-  Exterior lighting
-  School/Library
-  City Hall/Civic center
-  Streetlighting
-  \$300,000
-  \$160,000

Additional SoCalREN member agencies: City of Brea, City of Buena Park, City of Costa Mesa, City of Fullerton, City of Garden Grove, City of Irvine, City of La Habra, City of La Palma, City of Laguna Niguel, City of Laguna Woods, City of Mission Viejo, North Net Training Authority, City of Orange, Orange Unified School District, City of Placentia, City of Rancho Santa Margarita, City of Santa Ana, City of Tustin, City of Yorba Linda

Program Impacts on Communities Served

 <p>106 Agencies enrolled</p>	 <p>605 Job opportunities</p>	 <p>5.4M Annual energy cost savings</p>	 <p>\$34.4M Financing obtained</p>
 <p>48M kWh saved annually</p>	 <p>107k Therms saved annually</p>	 <p>1,894M Gallons of water</p>	 <p>2,385 Cars off the road</p>

* Program impacts determined based on energy savings and assumed benefits per kWh/therm reduced

This report was created by the SoCalREN Public Agency Program and is for internal use only. This Program is administered by the County of Los Angeles and funded by California utility ratepayers under the auspices of the California Public Utilities Commission.

Below is a personalized status update for the City of Yorba Linda. Since the enrollment of Yorba Linda in February 2016, the SoCalREN Public Agency Program has worked with Yorba Linda to improve its energy efficiency and save money.

Opportunities for Success



Status	Lighting	Mechanical	Street Lighting	Cost Savings*	Energy Savings*	Incentives	Financing
In Progress	1 Project	-	1 Project	\$3,459 Annual	31,444 kWh Annual	\$3,727 Saved	\$19,918 Reserved
Completed	1 Project	-	1 Project	\$10,030 Annual	91,186 kWh Annual	\$29,288 Saved	\$73,123 Reserved
Total	2 Projects		2 Projects	\$13,489 Annual	122,630 kWh Annual	\$33,016 Saved	\$93,040 Reserved

*Cost and energy savings are potential, based on each project's incentives estimates, completed audit or the SoCalREN Public Agency Program project scoping tool

Key Project Milestones

Key Milestones	Gym Lighting	Safety Lights	Imperial Highway LS-3s	Black Gold Golf Course
Annual Energy Cost Savings	\$1,907	\$8,123	\$1,995	\$1,464
Energy Audit	Done!	Done!	Done!	Done!
Incentives & Funding Reserved	Done!	Done!	Done!	Done!
Design & Proposal	Done!	Done!	September 2018	Done!
Council/Department Approval	Done!	Done!	October 2018	Done!
Construction Start	Done!	Done!	November 2018	Done!
Construction End	Done!	Done!	December 2018	October 2018
Incentives & Funding Received	Done!	Done!	April 2019	February 2019