



















The SoCalREN Public Agency Programs were created on the belief that public agencies can be powerful agents of change. Energy conservation at the local level gives communities direct, tangible benefits in the form of freed-up public resources. Take a look at what agencies enrolled in SoCalREN Public Agency Programs accomplished together as a Network, and thanks again for joining us and making an impact.

| Los Angeles County Leaderboard  |   |   |  |  | Legend   |
|---|---|---|--|--|--|
| Agency  | % of Annual Energy Savings Since Enrollment | Total Annual Cost Savings   | Incentives Reserved  | Projects   |  |
|  City of Palmdale        | 38.9%                                       |  |  |   | <ul style="list-style-type: none"> <li> Exterior Lighting</li> <li> Street Lighting</li> <li> Parks</li> <li> Public Services</li> <li> \$200,000</li> </ul> |
|  City of La Puente       | 32.9%                                       |  |   |   |  |
|  City of South El Monte | 19.6%                                       |   |  |  |  |

Additional SoCalREN member agencies in this region: City of Alhambra, Alhambra Unified, Antelope Valley Union High School District, City of Arcadia, City of Avalon, City of Baldwin Park, Baldwin Park Unified, City of Beverly Hills, Beverly Hills Unified, City of Carson, City of Claremont, City of Covina, City of Culver City, City of Diamond Bar, City of Downey, City of Duarte, City of El Monte, El Monte Union High School District, Foothill Municipal Water District, City of Industry, City of Irwindale, City of La Verne, City of Lakewood, City of Lancaster, Las Virgenes Municipal Water District, City of Long Beach, City of Los Angeles, County of Los Angeles, City of Lynwood, City of Malibu, City of Maywood, Metrolink, City of Monrovia, City of Monterey Park, City of Norwalk, City of Paramount, City of Pico Rivera, City of Pomona, City of San Dimas, City of San Gabriel, City of Santa Clarita, City of Santa Monica, Santa Monica-Malibu Unified, City of Signal Hill, City of South Pasadena, City of Temple City, City of Walnut, City of West Covina, City of West Hollywood and City of Whittier.

Note: % of Annual Energy Savings Since Enrollment includes projects that are completed and committed based on audits completed.

## Overall Program Impacts\* on Communities Served

|  |  |  |   |
|--|--|--|---|
| <br><b>150</b><br>Agencies enrolled   | <br><b>1120+</b><br>Job opportunities   | <br><b>\$8.8M</b><br>Annual energy cost savings | <br><b>\$40.8M</b><br>Financing obtained |
| <br><b>79M+</b><br>Annual kWh savings | <br><b>135k</b><br>Annual therm savings | <br><b>2,260M+</b><br>Gallons of water          | <br><b>12,300+</b><br>Cars off the road  |

\* Overall Program impacts determined based on energy savings and assumed benefits per kWh/therm reduced

This report was created by the SoCalREN Public Agency Programs and is for internal use only. Data as of August 2020. These Programs are administered by the County of Los Angeles and funded by California utility ratepayers under the auspices of the California Public Utilities Commission.

Below is a personalized status update for the City of Walnut. Since the enrollment of the City in May 2019, SoCalREN Public Agency Programs have worked with the City to improve its energy efficiency and save money.

### Opportunities for Success



| Status      | Mechanical | Cost Savings* | Energy Savings* | Incentives | Financing |
|-------------|------------|---------------|-----------------|------------|-----------|
| In Progress | 1 Project  | TBD           | TBD             | TBD        | TBD       |
| Total       | 1 Project  | TBD           | TBD             | TBD        | TBD       |

\*Cost and energy savings are potential, based on each project's incentives estimates, completed audit or the SoCalREN Public Agency Programs project scoping tool

À

### Key Project Milestones

| Key Milestones                | Various Whole Building |
|-------------------------------|------------------------|
| Energy Cost Savings           | TBD                    |
| Comparative Energy Analysis   | <i>Done!</i>           |
| Energy Audit                  | <i>Done!</i>           |
| Incentives & Funding Reserved | Nov 2020               |
| Design & Proposal             | Jan 2021               |
| Council/Board Approval        | Jan 2021               |
| Construction Start            | Jun 2021               |
| Construction End              | Sep 2021               |
| Incentives & Funding Received | Dec 2021               |