














The SoCalREN Public Agency Programs were created on the belief that public agencies can be powerful agents of change. Energy conservation at the local level gives communities direct, tangible benefits in the form of freed-up public resources. Take a look at what agencies enrolled in the SoCalREN Public Agency Programs accomplished together as a Network, and thanks again for joining us and making an impact.









Water/Wastewater Agency Leaderboard

Agency	% of Annual Energy Savings Since Enrollment	Total Annual Cost Savings	Incentives Reserved	Projects	Legend
 1 United Water Conservation District	28.2%	\$\$\$	\$\$\$\$	 x1  x5  x1	Legend  Exterior Lighting  Water/Pumping  Wastewater  Other  \$100,000
 2 Cucamonga Valley Water District	13.7%	\$\$\$\$\$	\$\$\$\$\$	 x13	
 3 Carpinteria Sanitary District	12.6%	(\$)	(\$)	 x1	

Additional SoCalREN member agencies: Channel Islands Beach Community Services District, Coachella Valley Water District, Eastern Municipal Water District, Foothill Municipal Water District, Goleta Sanitary District, Idyllwild Water District, Inland Empire Utilities Agency, Jurupa Community Services District, Las Virgenes Municipal Water District, Ojai Valley Sanitary District, Orange County Sanitation District, Pleasant Valley County Water District, Running Springs Water District, South Orange County Wastewater Authority, Tulare Irrigation District, Western Municipal Water District, Western Riverside County Regional Wastewater Authority and Yucaipa Valley Water District.

Note: % of Annual Energy Savings Since Enrollment includes projects that are completed and committed based on audits completed.

Overall Impacts on Communities Served

 150 Agencies enrolled	 1000+ Job opportunities	 \$8.8M Annual energy cost savings	 \$40.8M Financing obtained
 79M+ Annual kWh savings	 135k Annual therm savings	 2,260M+ Gallons of water	 12,300+ Cars off the road

Note: overall impacts determined based on energy savings and assumed benefits per kWh/therm reduced.

